

Daily Garden Checklist

Look at your garden everyday!



Enjoy the scenery and harvest when your plants are ripe.

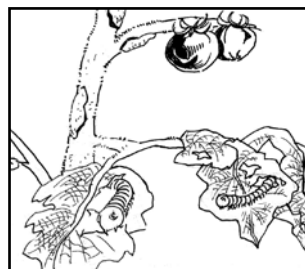
Daily maintenance



Water your garden. Not too much - moist but not really wet.



Remove weeds, anything that you didn't plant or can't use.

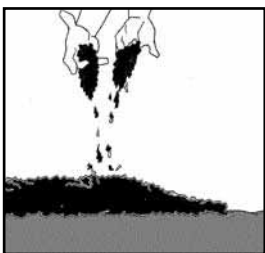


Check for pests and remove them by hand immediately.



Add more compost or mulch if you see any exposed soil.

After harvesting annuals, start the planting process again. You can keep harvesting perennials again and again.



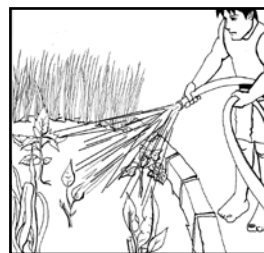
Cover soil with about 5cm of good compost.



Mix soil and compost together.



Plant seedlings, try different types of plants.



Water your garden thoroughly after planting.



Put compost around seedlings and mulch space between them.



Use walls or trees for growing climbing plants like marquesa or pumpkin!

Some important tips...

- Fill empty spaces with new seedlings (more food, less room for weeds).
- If a crop doesn't work – don't worry, just try a new one.
- Planting the same thing in the same place too many times causes pests.
- Ants love to eat seeds. If you use seeds, try planting seeds in pots and then transplanting them when they're ready.

This fact sheet was developed by IDEP Foundation
More information: www.idepfoundation.org

